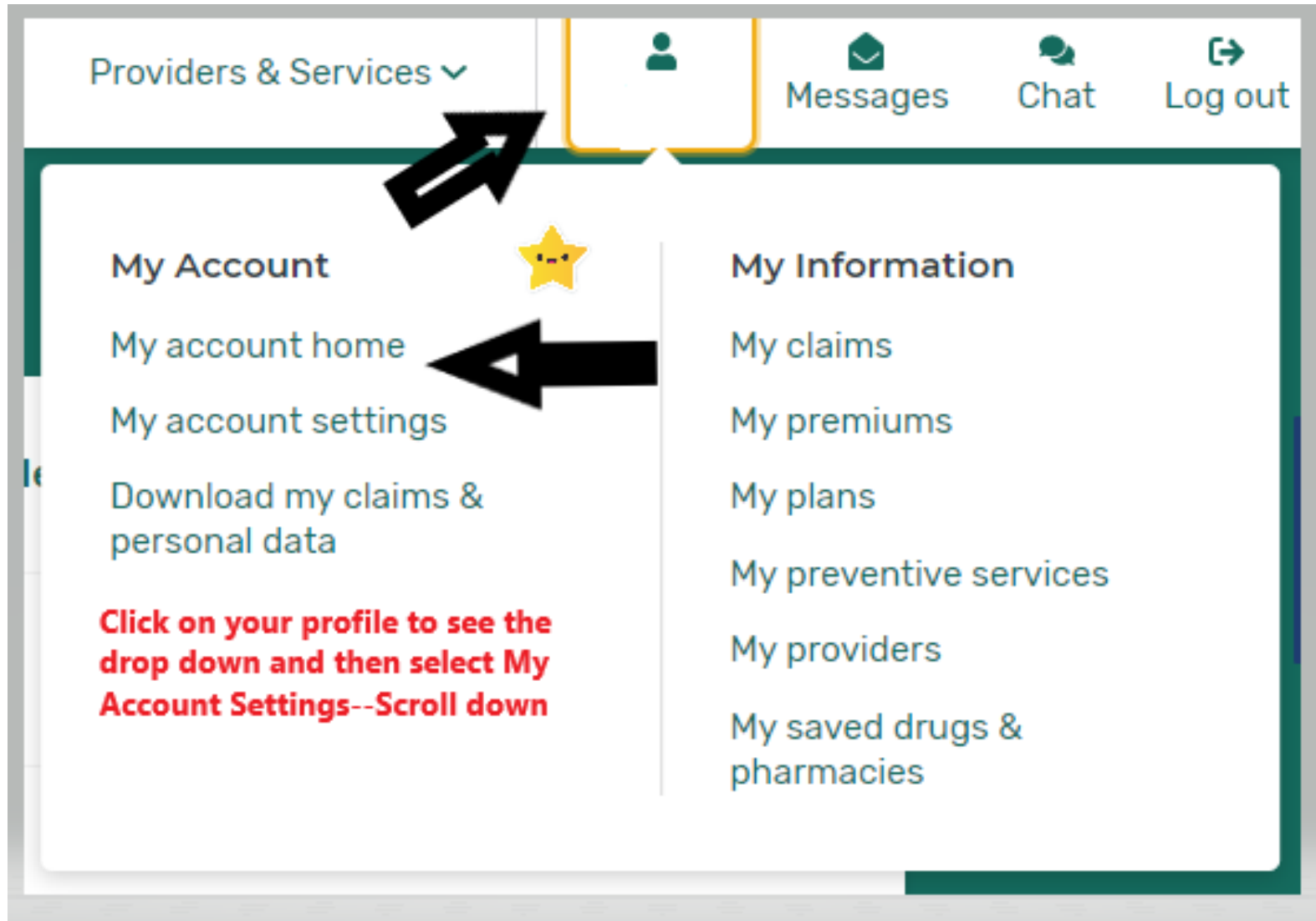


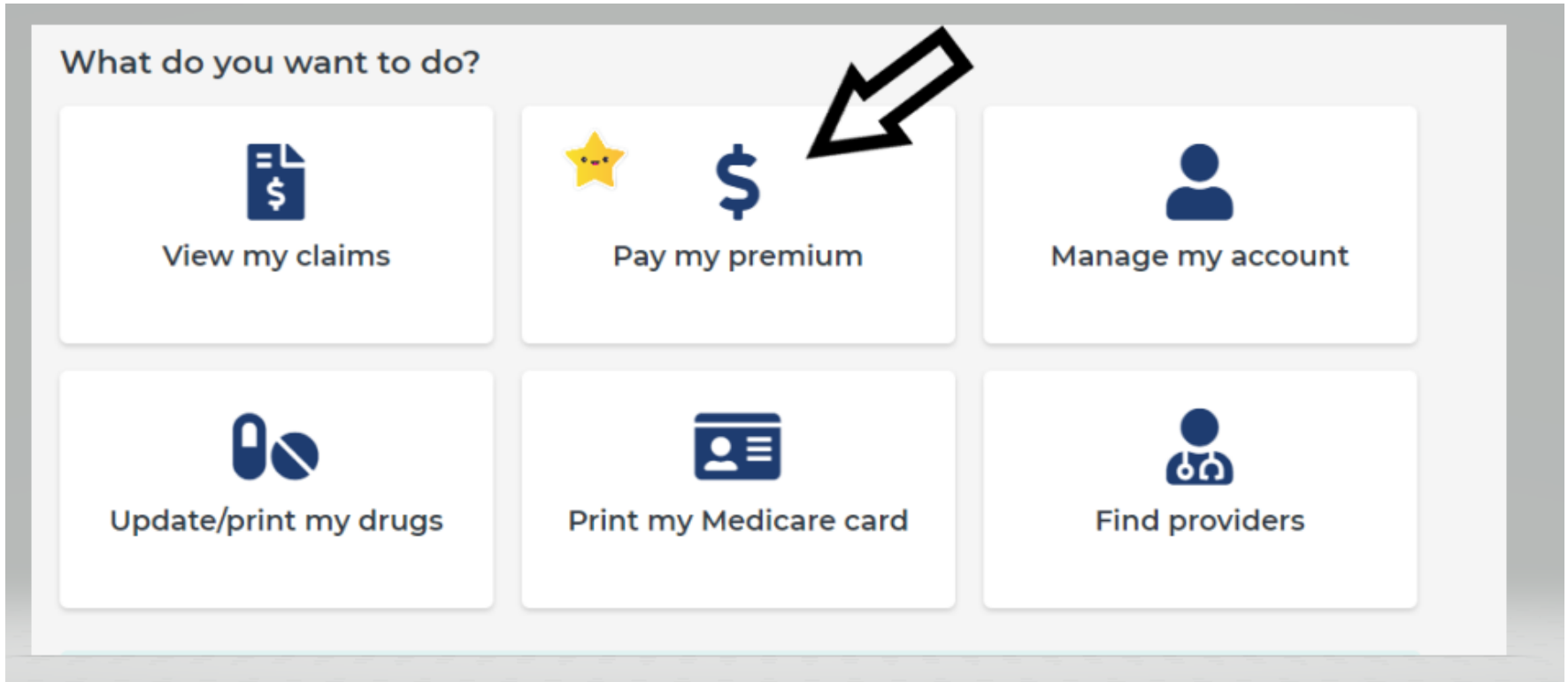
## How to Set Up Auto Pay for Medicare Part B Premium

Go to: <https://www.medicare.gov/account/login/> Create an Account or Sign In

On the upper toolbar, select your profile and My Account Home



Scroll down on the home page and select **Pay my premium**




Select --Sign up for Medicare Easy Pay--The left side shows where you have to add your bank checking account for recurring payments--Premiums are usually for 3 months. On the right side it shows where you can make one time payments when you first sign up

## Make a payment

### Before you pay

✓ You can pay your Medicare Part A, Part B, and/or Part D IRMAA premiums online. After your payment posts, your bank or credit card statement will show a payment to "CMS Medicare."

 [Sign up for Medicare Easy Pay](#) to set up recurring payments to get your premium payments automatically deducted from a checking or savings account each month.


[See other ways to pay your premiums](#)

**Sign up for EASY PAY --Recurring payments from Checking account**

### Pay your premium

Premium payments are due by the 25th of the month. Please allow at least 5 business days for your payment to process.

There's no charge or service fee - it's free to use this service.

All fields required. 

**PAYMENT METHOD**

Credit or debit card

Checking or savings account

**PAYMENT AMOUNT**

\$